



**Technological University of the
Philippines- Cavite Campus**

STAKEHOLDERS' AWARENESS AND ACCEPTABILITY OF THE TUP'S VISION, MISSION, GOAL AND OBJECTIVES



VISION

TUP: A premier state university with recognized excellence in engineering and technology education at par with leading universities in the ASEAN region.

MISSION

The mission of TUP is stated in Section 2 of P.D. No. 1518 as follows: The University shall provide higher and advanced vocational, technical, industrial, technological, and professional education and training in industries and technology, and in practical arts leading to certificates, diplomas, and degrees. It shall provide progressive leadership in applied research, developmental studies in technical, industrial, and technological fields and production using indigenous materials; effect technology transfer in the countryside; and assist in the development of small-and-medium scale industries in identified growth centers.

CORE VALUES

- T-Transparent and participatory governance**
- U-Unity in the pursuit of TUP mission, goals, and objectives**
- P-Professionalism in the discharge of quality service**
- I-Integrity and commitment to maintain the good name of the University**
- A - Accountability for individual and organizational quality performance**
- N - Nationalism through tangible contribution to the rapid economic growth of the country**
- S- Shared responsibility, hard work, and resourcefulness in compliance to the mandates of the university**

STRATEGIC GOALS

- Goal 1 - Quality & Responsive Curricular Offerings**
- Goal 2 - Excellence in Engineering & Technology Research**
- Goal 3 - Leadership in Community Services**
- Goal 4 - Strengthening Capability & Competence**
- Goal 5 - Modernized University System & Efficient Management of Resources**
- Goal 6 - Increased Financial Viability**
- Goal 7 - Enhanced Network & Sustained Collaboration Initiatives**

Technological University of the Philippines
Cavite Campus





Technological University of the Philippines

Cavite Campus

DEPARTMENT OF BACHELOR OF ENGINEERING TECHNOLOGY

GOALS

1. DEVELOP AND OFFER QUALITY PROGRAMS AND TRAININGS TO PRODUCE COMPETENT AND COMMITTED HUMAN RESOURCES.
2. PROVIDE OPPORTUNITIES TO CONDUCT RESEARCH AND COME UP WITH NEW CONCEPTS, MATERIALS, AND PROCESSES.
3. COLLABORATE WITH THE COMMUNITY IN THE TRANSFER OF TECHNOLOGY THROUGH EXTENSION SERVICES.
4. EQUIP TECHNOLOGISTS WITH DESIRABLE WORK ETHICS.

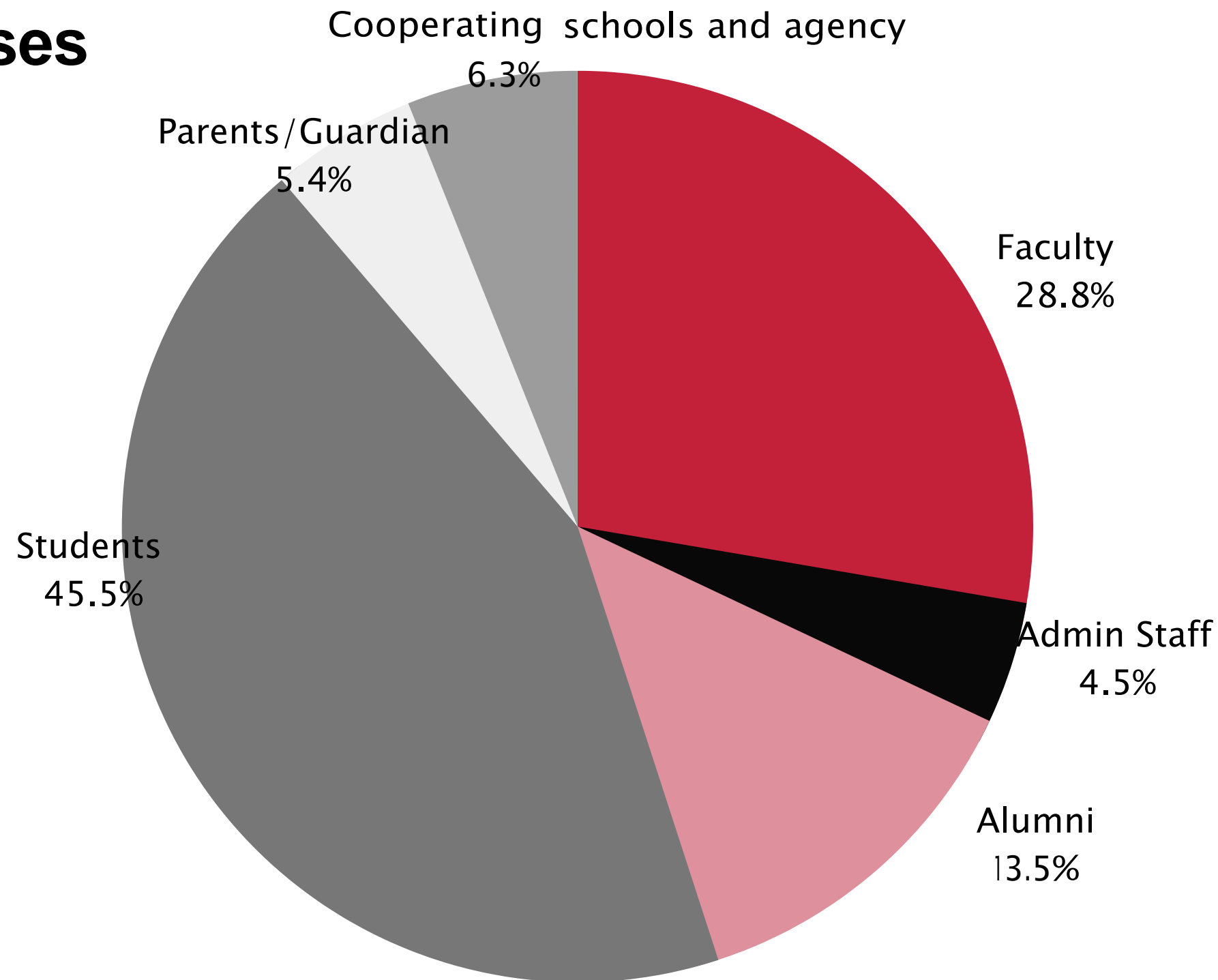
OBJECTIVES

BY THE TIME OF GRADUATION, THE STUDENTS OF THE BET PROGRAM SHALL HAVE THE ABILITY TO:

- A. APPLY KNOWLEDGE OF MATHEMATICS AND ENGINEERING TO SOLVE SIMPLE AND COMPLEX ENGINEERING PROBLEMS;
- B. DESIGN AND CONDUCT EXPERIMENTS, AS WELL AS TO ANALYZE AND INTERPRET DATA;
- C. DESIGN A SYSTEM, COMPONENT, OR PROCESS TO MEET DESIRED NEEDS WITHIN REALISTIC CONSTRAINTS, IN ACCORDANCE WITH STANDARDS;
- D. FUNCTION IN MULTIDISCIPLINARY AND MULTI-CULTURAL TEAMS;
- E. IDENTIFY, FORMULATE, AND SOLVE COMPLEX ENGINEERING PROBLEMS;
- F. UNDERSTAND PROFESSIONAL AND ETHICAL RESPONSIBILITY;
- G. COMMUNICATE EFFECTIVELY;
- H. UNDERSTAND THE IMPACT OF ENGINEERING SOLUTIONS IN A GLOBAL, ECONOMIC, ENVIRONMENTAL, AND SOCIAL CONTEXT;
- I. RECOGNIZE THE NEED FOR, AND ENGAGE IN LIFE-LONG LEARNING;
- J. KNOW CONTEMPORARY ISSUES;
- K. USE TECHNIQUES, SKILLS, AND MODERN ENGINEERING TOOLS NECESSARY FOR ENGINEERING PRACTICE;
- L. KNOW AND UNDERSTAND ENGINEERING MANAGEMENT PRINCIPLES AS A MEMBER AND LEADER OF A TEAM AND TO MANAGE PROJECTS IN A MULTIDISCIPLINARY ENVIRONMENT.

CLASSIFICATION

111 responses



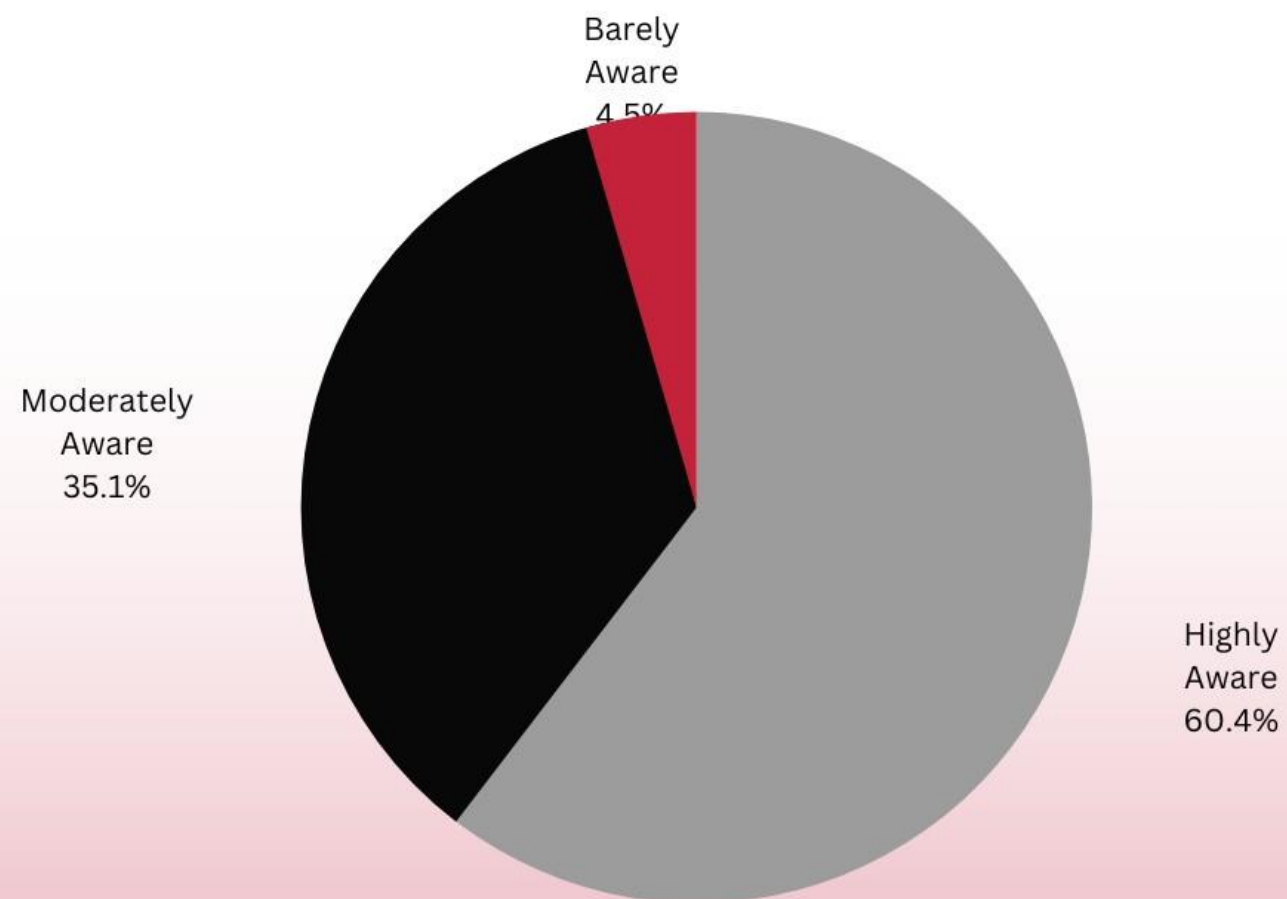
One hundred eleven (111) respondents identify their classification as they answered the survey for VMGO of the program both in BET and BSIE students.

The majority or 45.5% of those who responded are presently enrolled students of the program whereas the administrative staff of TUPCavite is the least number who answered the survey on VMGO

Vision and Mission Awareness

Figure 1. A-Question 1

Are you aware of the TUP Vision and Mission?

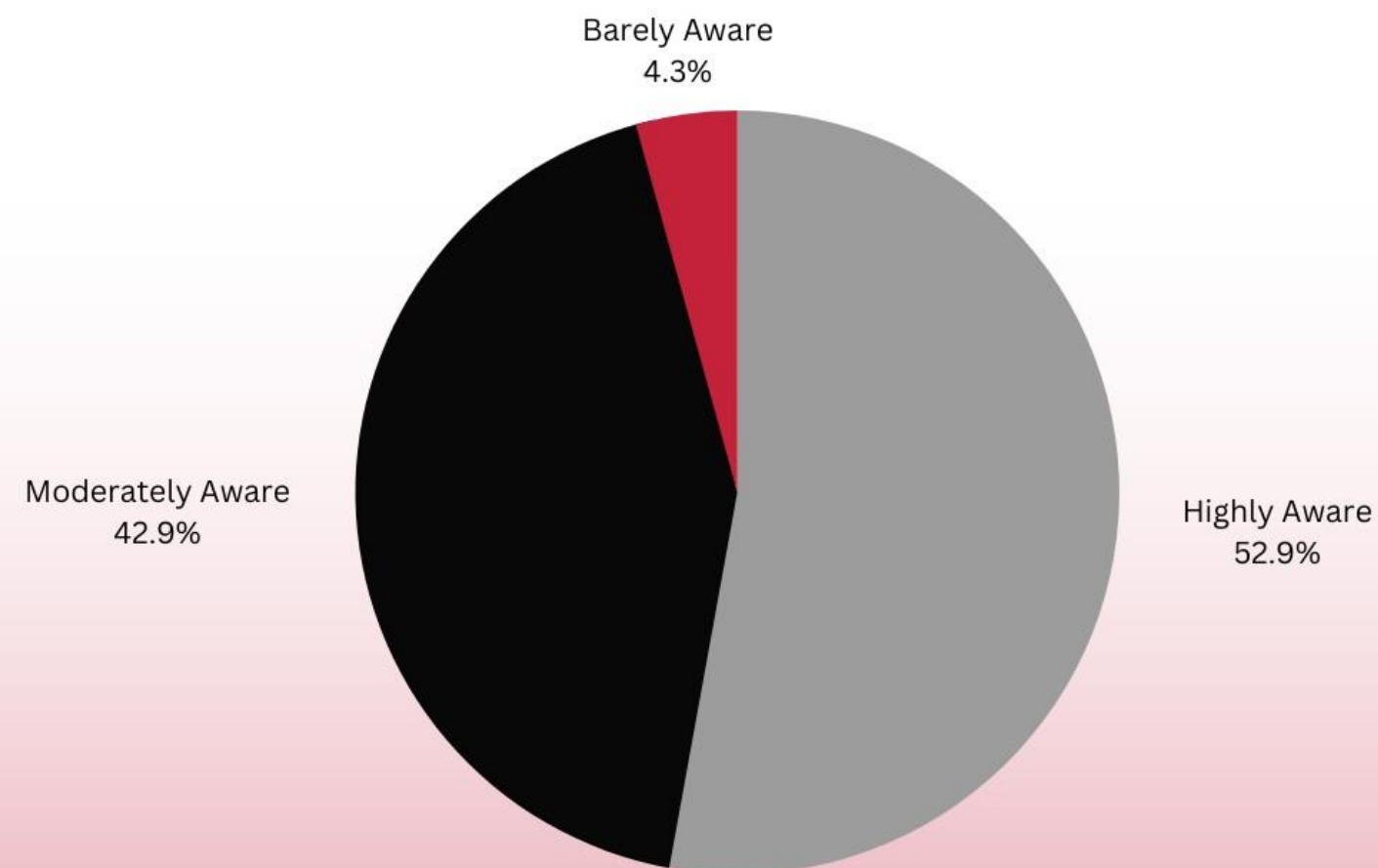


Based on the given data, we can interpret the mission and vision awareness regarding "Are you aware of the TUP Vision and Mission?" The majority or 60.4% of respondents stated that they are highly aware of the TUP Vision and Mission. Followed by the 5.1% of respondents who mentioned being moderately aware. Only 4.5% of respondents reported being barely aware. It suggests that a significant portion of the surveyed individuals are highly aware, followed by a moderate level of awareness, and a small minority with minimal awareness.

Goals and Objectives Awareness

Figure 1. B-Question 2

Are you aware of the University's Goals and Objectives?

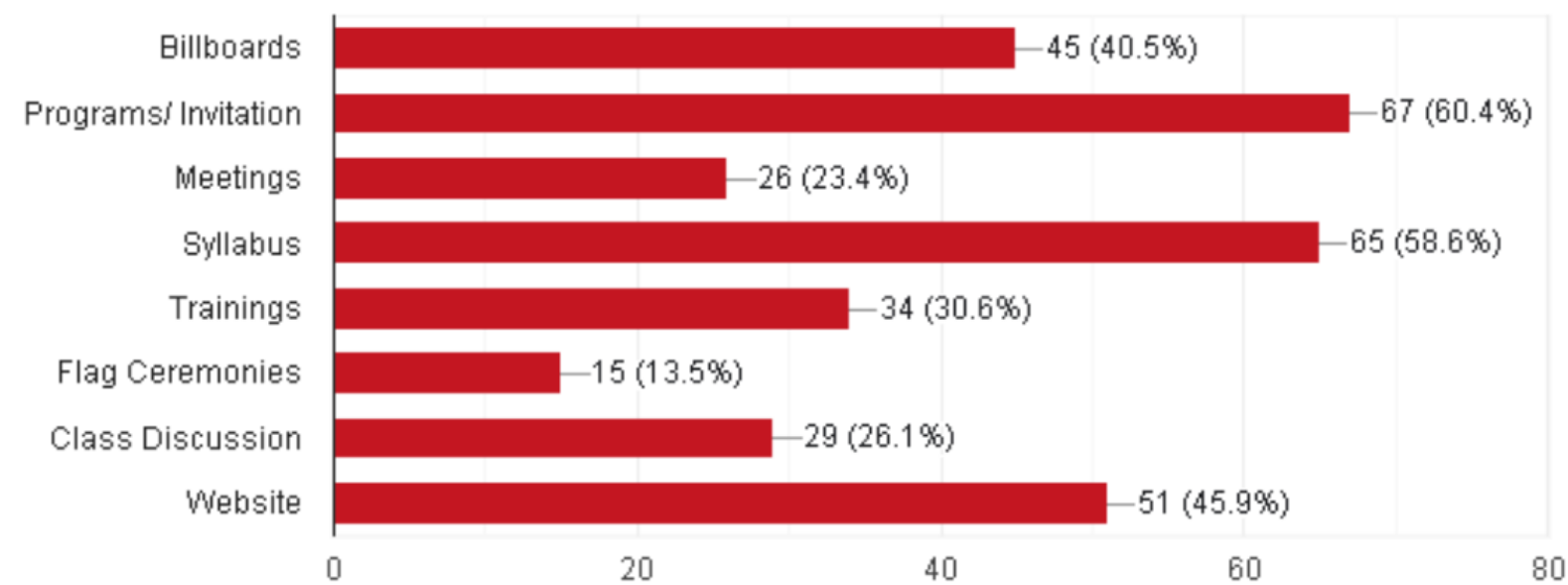


Regarding goals and objectives awareness 55.5% of respondents indicated that they are highly aware, 45% of respondents mentioned being moderately aware and 4.5% of respondents reported being barely aware. The majority of the surveyed individuals are either highly or moderately aware of the University's goals and objectives, indicating a relatively good level of awareness among the respondents. However, there is still a small portion who are barely aware, indicating the need for further efforts to improve communication and dissemination of information regarding the University's goals and objectives.

Vision and Mission Awareness

Figure 2. A-Question 1

What is the system of Dissemination of the University's Vision and Mission?

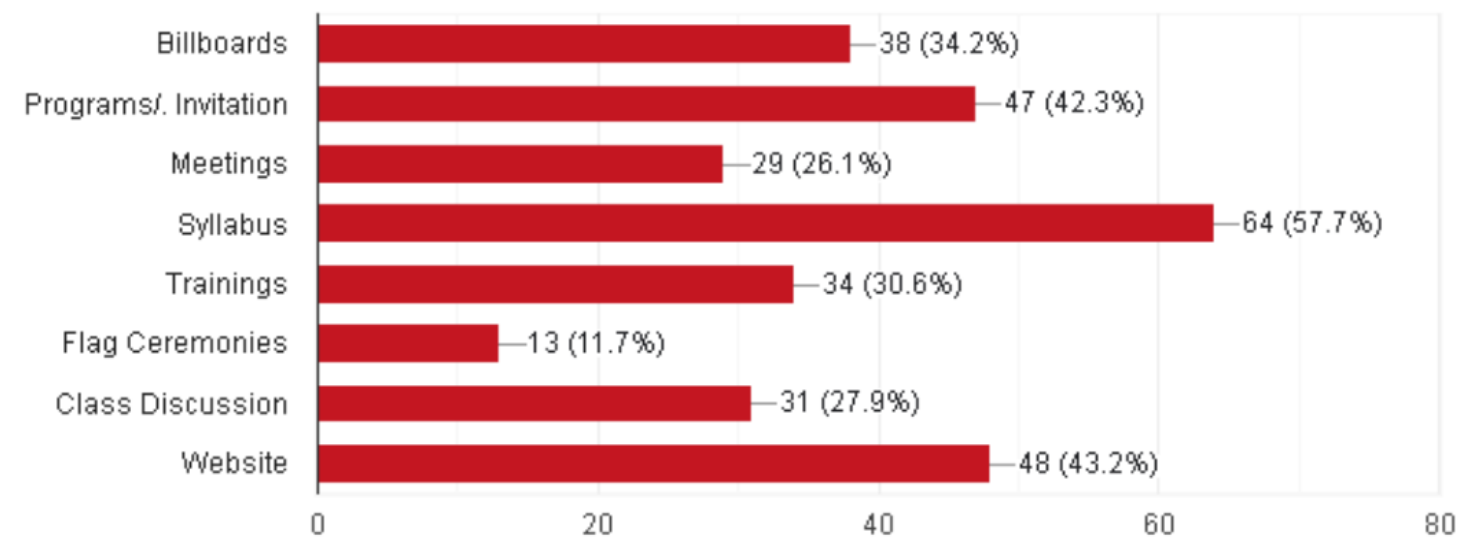


In Vision and Mission Awareness in Dissemination of the University's Vision and Mission Programs/Invitation: 60.4% of respondents mentioned that programs or invitations are the most effective means of disseminating the University's vision and mission. The second-highest-mentioned method of dissemination was through the syllabus. The third-highest-mentioned method of dissemination was through the University's website. These findings emphasize the importance of incorporating the vision and mission statements in various programs, and syllabus, and ensuring their visibility on the University's website to enhance awareness and understanding among stakeholders.

Goals and Objectives Awareness

Figure 2. B-Question 2

What is the system of Dissemination of the University's Goals and Objectives?

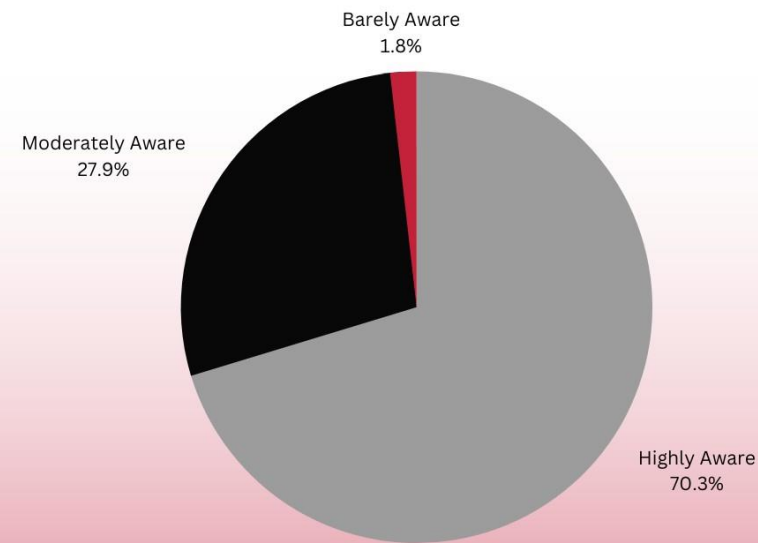


Based on the given data on goals and objectives awareness regarding "Dissemination of the University's Goals and Objectives. The highest mentioned method of dissemination was through the Syllabus, with 57.7% of respondents considering it the most effective means. Second-highest mentioned is through the website and The third-highest-mentioned method is through programs or invitations. These findings highlight the importance of integrating the goals and objectives into Syllabus, ensuring their visibility on the University's website, and utilizing programs and events to effectively communicate the desired outcomes and targets of the University to stakeholders.

Level of Acceptability of the University's Vision

Figure 3. A-Question 1

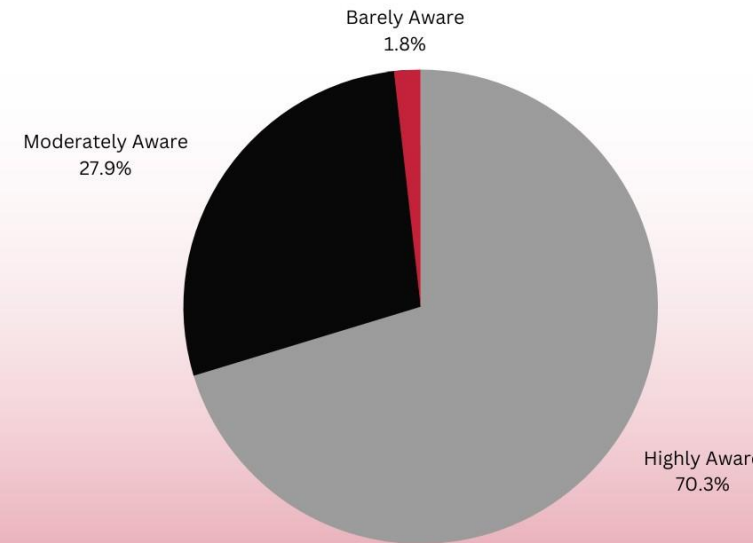
The vision clearly reflects what the institution hopes to become in the future



Level of Acceptability of the University's Vision

Figure 3. C-Question 3

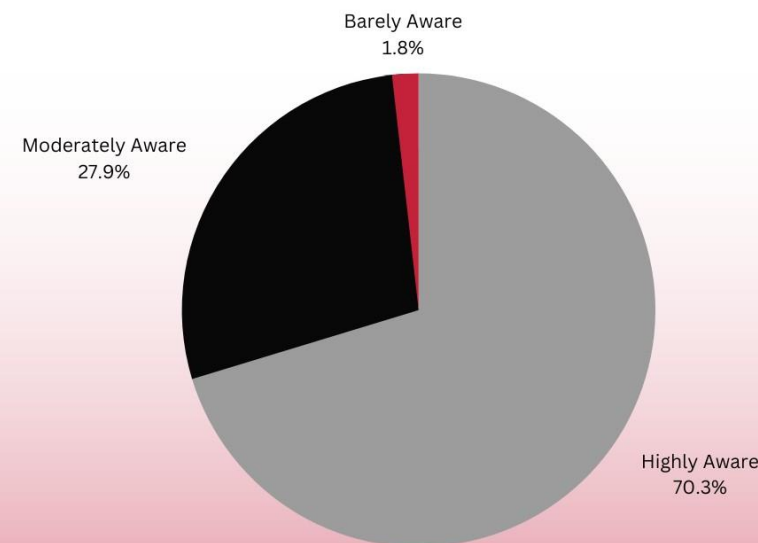
The words used in the vision statement are specific and not open to many interpretations



Level of Acceptability of the University's Vision

Figure 3. B-Question 2

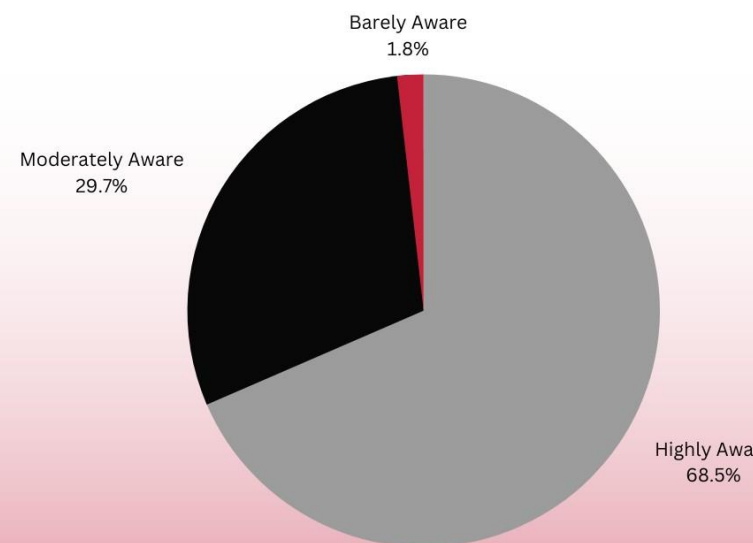
The vision statement is simple and can easily be understood



Level of Acceptability of the University's Vision

Figure 3. D-Question 4

It is aligned to the values that the university wants its people to exhibit as they perform their work

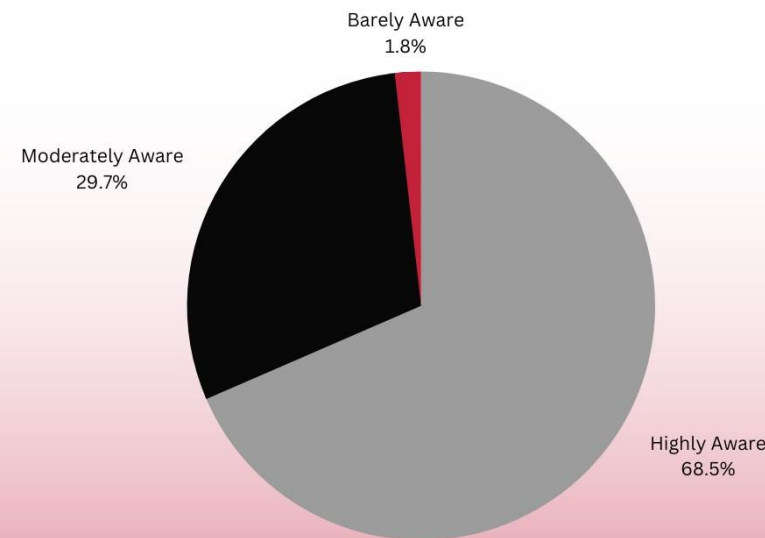


The survey results show that the level of acceptability of the University's vision is generally high among the respondents. Most of the surveyed individuals find the University's vision highly acceptable, with percentages ranging from 70.3% to 68.5%. A smaller but still significant portion of respondents considers the vision moderately acceptable, ranging from 29.7% to 27.9%. Only a very small percentage, 1.8%, find the vision barely acceptable. Overall, the majority of respondents support and align with the University's vision, indicating a positive reception and understanding of its goals and aspirations.

Level of Acceptability of the University's Mission

Figure 4. A-Question 1

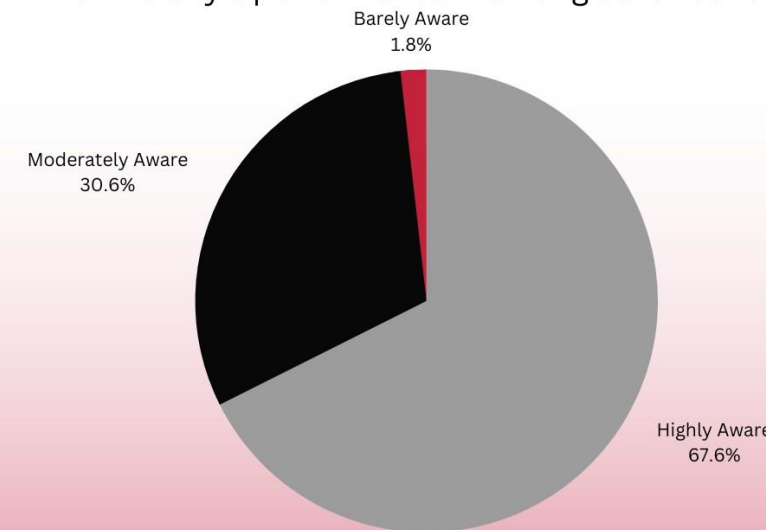
The TUP mission clearly reflects the Institution's legal and educational mandate.



Level of Acceptability of the University's Mission

Figure 4. B-Question 2

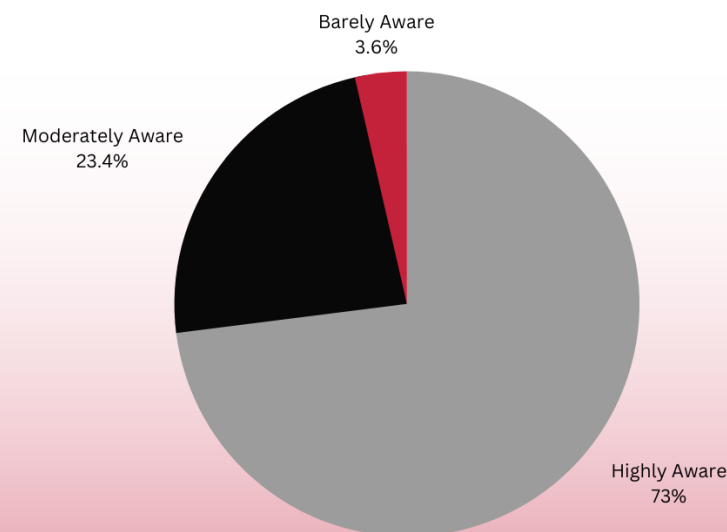
The TUP mission inspires employee commitment, fosters client engagement, and helps boost the university's performance -- among other benefits



Level of Acceptability of the University's Mission

Figure 4. C-Question 3

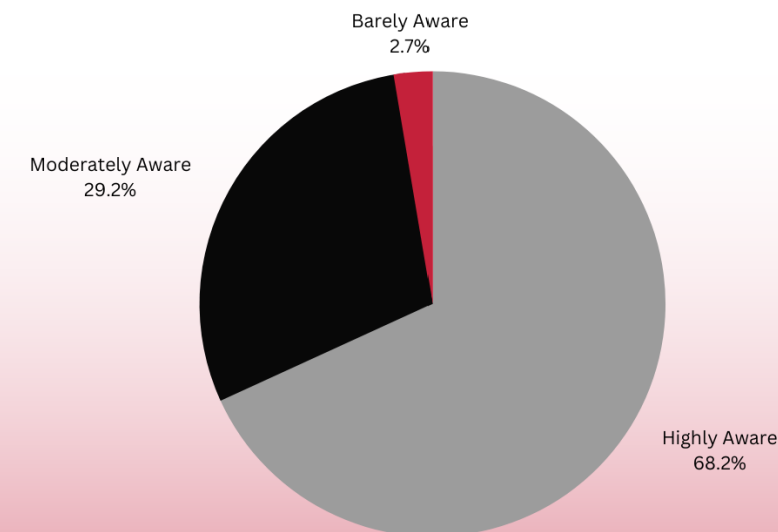
The TUP mission defines what the university stands for -- its purpose and the reason for its existence



Level of Acceptability of the University's Mission

Figure 4. D-Question 4

The TUP mission is aligned with the vision statement

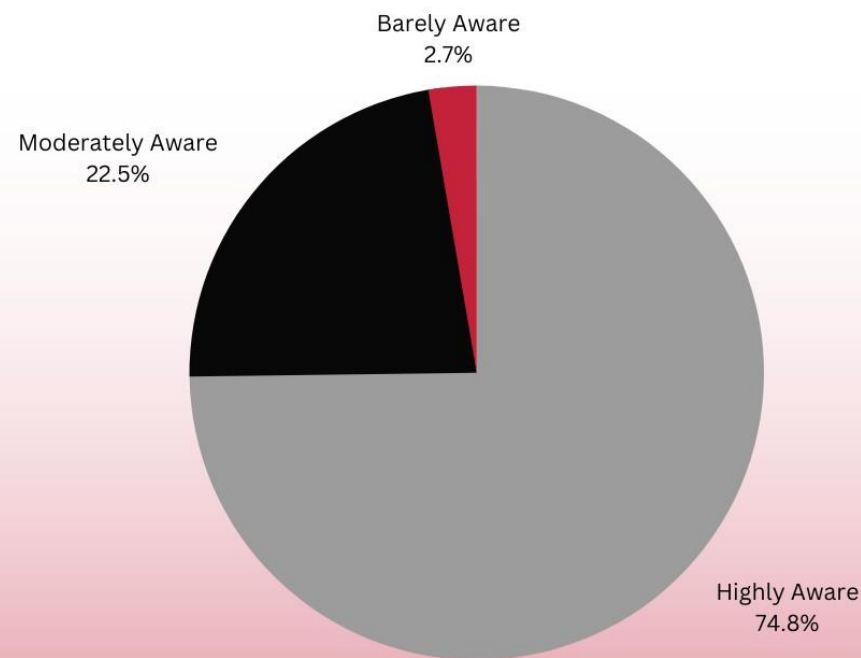


The survey results show that most of the respondents have a favorable view of the University's mission. The majority of surveyed individuals find the University's mission highly acceptable, with percentages ranging from 73% to 67.6%. A significant portion of respondents consider the mission moderately acceptable, ranging from 30.6% to 23.4%. Only a small percentage, ranging from 3.6% to 1.8%, find the mission barely acceptable. Overall, the majority of respondents support and agree with the University's mission, demonstrating a positive reception and understanding of its purpose and objectives.

Level of Acceptability of the University's Goals

Figure 5. A-Question 1

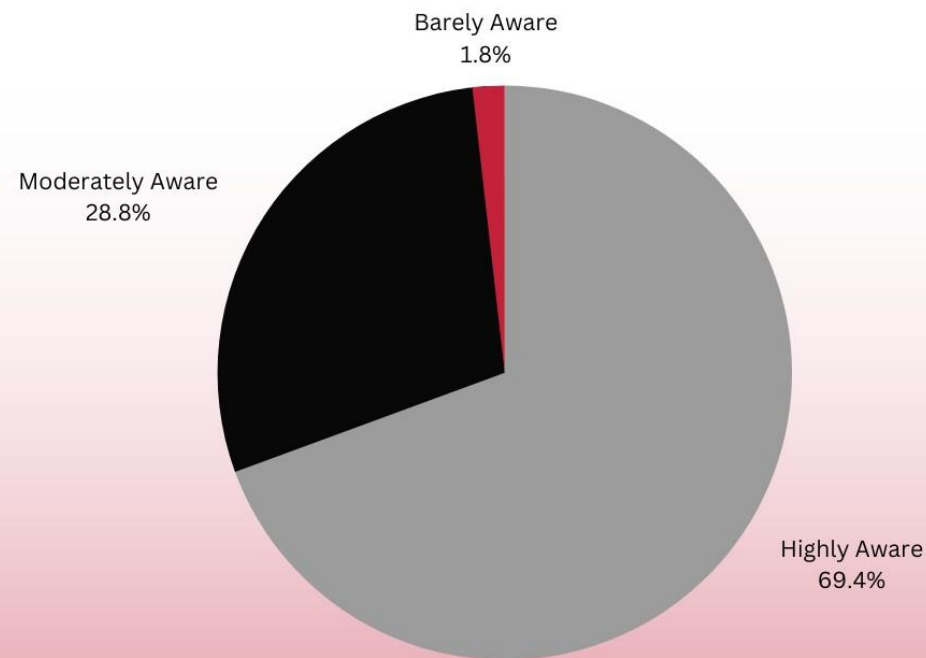
The goals are clearly stated, and are consistent with the mission of the Institution



Level of Acceptability of the University's Goals

Figure 5. B-Question 2

The goals are focused on the important aspects of implementing the mission

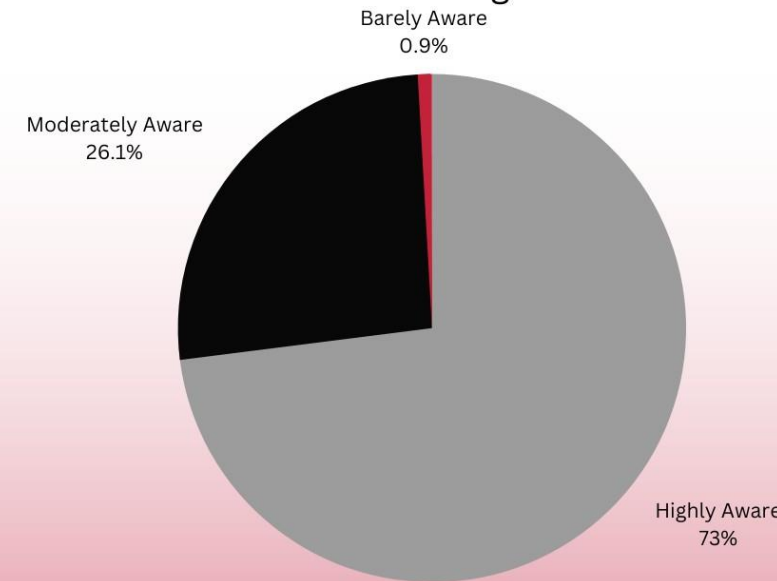


The level of acceptability of the University's goals is generally to have positive feedback among the respondents. The majority of the surveyed individuals find the University's goals highly acceptable, with percentages ranging from 74.8% to 69.4%. A significant portion of respondents considers the goals moderately acceptable, ranging from 28.8% to 22.5%. Only a small percentage, ranging from 2.7% to 1.8%, find the goals barely acceptable. Overall, most respondents support and align with the University's goals, indicating a positive reception and understanding of its desired outcomes and targets.

Level of Acceptability of the University's Objective

Figure 6. A-Question 1

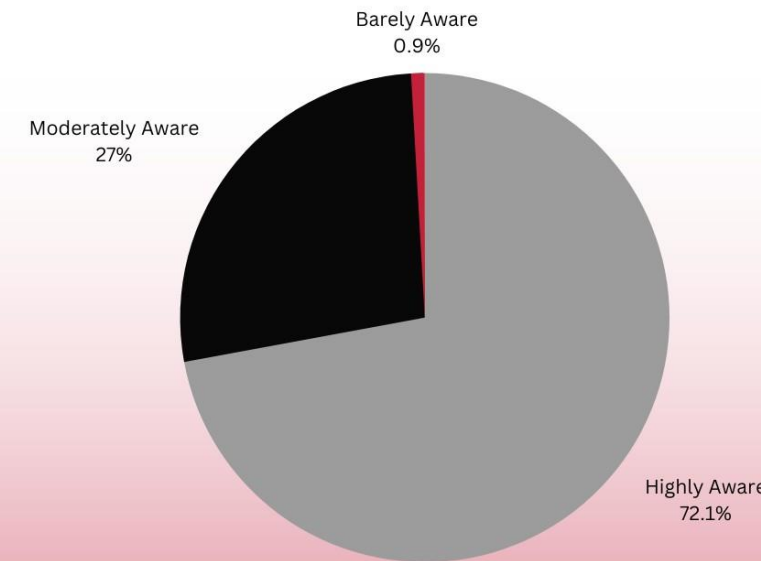
The objectives clearly state the expected outcomes in terms of competencies (skills and knowledge), values and other attributes of the graduates



Level of Acceptability of the University's Objective

Figure 6. B-Question 2

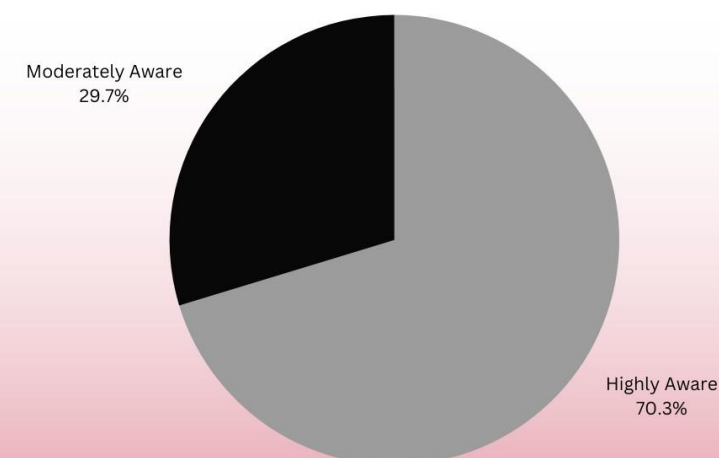
The objectives are measurable; it reflects what the programs wants to achieve



Level of Acceptability of the University's Objective

Figure 6. C-Question 3

The objectives are realistic and feasible



The findings from the survey show that the respondents generally have a high level of acceptance of the University's objectives. Most of the surveyed individuals find the objectives highly acceptable, with percentages ranging from 73% to 70.3%. A notable portion of the respondents considers the objectives moderately acceptable, ranging from 29.7% to 26.1%. Only a very small percentage, 0.9%, find the objectives barely acceptable. Overall, the majority of respondents express support and agreement with the University's objectives, indicating a positive response and a good understanding of the intended outcomes and targets.



**Technological University of the
Philippines- Cavite Campus**

CONCLUSION

Upon conducting the survey for the awareness and acceptability of the VMGO for the BET and BSIE program, it is concluded that the stakeholders are predominantly aware of and accept the programs' Vision, Mission, Goals and Objectives.

